



DataSelf Analytics

Self-service BI

Business users and IT people alike are now free to perform their highest value work. DataSelf's catalog of 5000-plus reports, dashboards, and KPIs lets just about any user jump in and make use of their data. Also, it all deploys in hours.

5,000+

Report and dashboard templates

Data Warehousing



Ready to go templates for:



www.DataSelf.com

Customer Endorsements



"DataSelf lives up to its reputation for empowering management with thousands of Tableau key performance indicators. It's a mature data warehousing platform that will help us grow and take even better care of our clients and partners."

Nigel LeGresley
CFO



"Being an old dog, I know software that meets one's expectations is rare. DataSelf BI has far exceeded mine. We bought it for its world-class sales reporting, and now I'm saving up to \$500,000 annually because I also use it to manage my inventory and purchasing more effectively."

John Barrett
COO



"After experiencing some frustrations with the standard ERP reporting, we were introduced to Dataself. The reporting available from Dataself is dynamic, flexible and accurate, and we are extremely pleased with the visibility we are able to achieve in many facets of our business."

Carl Owens
Director of Sales



"We have more than doubled in size over the past 10 years and DataSelf has helped us repeatedly. Anything we throw at their team, they figure out."

Patty Terrazzino
Sales Operations Manager



"Digging into a big pile of data is not the way to answer those questions, but a program that pulls it all together from all sources. The holistic, complete view you get from that is where you see the answers."

Kick Van Lunenburg
President



"We know to the penny if we're up or down. And because we know, we're able to get ahead of the business instead of letting the business run us."

Seth Ellerton
Director of Sales



"In the produce business, things change fast. With DataSelf BI, our business data becomes live. I can bend the data, shape it, move it around. It becomes live in ways that a piece of paper just can't."

Toine van der Knaap
Gen. Manager



"I love this program! I've been putting together sales reps' territories dashboards. Our CFO was looking for something today and after losing two hours trying to get it out of our accounting package she had the data in minutes with DataSelf BI - very cool! She was thrilled!"

Leslie Hull
Sales & Marketing



"We used to spend about 54 hours producing and updating reports on a monthly basis. With DataSelf BI, we cut down that time to 2 hours. The solution had an ROI in the first 30 days of usage. Running reports now takes seconds versus hours."

Jason Coleman
Director of IT/IMS



"The biggest deal, is that my reports get delivered to my inbox every morning by the DataSelf automatic distribution module."

Rick MacKirdy
CEO



"I am very happy with DataSelf Analytics. Once we integrate our legacy billing system and 2nd ERP system we'll be able to take control of our data as never before."

Lou Cherniss
CFO



"I love DataSelf Analytics. I started right up making my own reports. It made my old report writer look like a dinosaur!"

Heather Welsch
Senior Accountant

Partner Endorsements



"DataSelf is a great tool for my needs as well as my clients. It is the easiest BI tool to get connected to and, right out of the box I can use the 5,000+ templates."

Seth Ellertson
Vice President of Sales

Favorite Feature: Drag and drop platform to build custom reports.



"DataSelf is a huge hit with my clients! I don't have to wait long to respond to my clients because DataSelf replies quickly and in the end, that helps me sell more software."

Lloyd Smith
President

Favorite Feature: Deployment is smooth with zero down time.



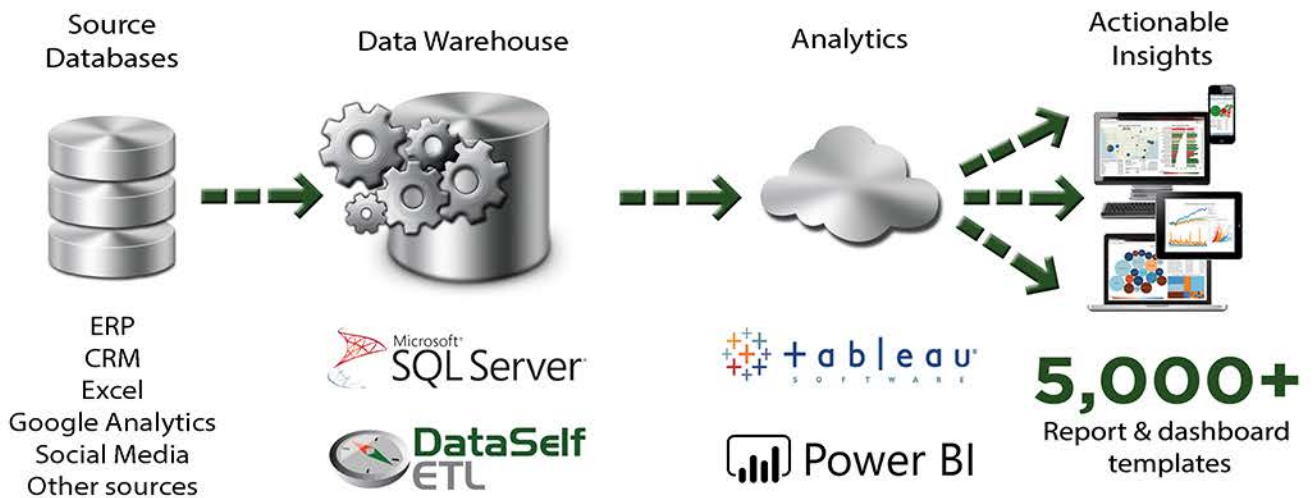
"DataSelf fills the gap to meet high reporting expectations! We've decided to include a starter copy of DataSelf with every new ERP we sell."

Shawn Slavin
Executive Vice President

Favorite Feature: Comprehensive list of canned reports and ease of report customization.

DataSelf Architecture

Public Cloud (SaaS), Hybrid or On-Premise



Data Warehouse: Extracts data from your source databases and transforms it into clean and simple data structures — making it quick and easy for business people to generate reports. About 40% of DataSelf deployments require absolutely no server-side customization. In the remaining deployments, customizations are done quickly thanks to our programming-free DataSelf ETL (extraction, transformation and loading). The data can be refreshed on a schedule, on demand, or based on triggers.

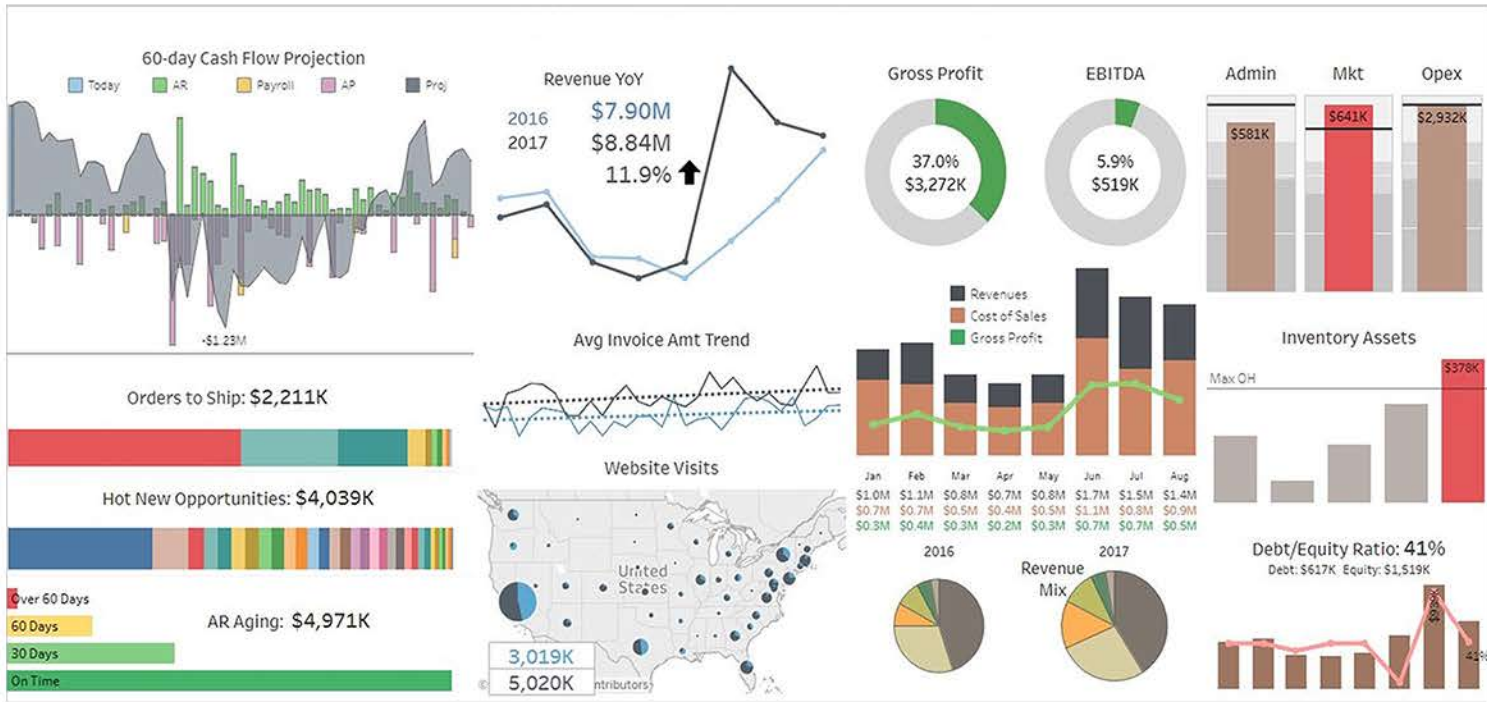
Analytics (Tableau, Power BI and/or Excel): Uses intuitive and leading tools for analyzing data. Users can report and analyze their data on computers (PCs and Macs), over the web, via mobile devices and also receive reports and dashboards via email. These tools can retrieve data in real time, from scheduled refreshes or from offline and portable data repositories.

Actionable Insights with 5,000+ Report and Dashboard Templates on Day One: Pre-built templates save users valuable time and the headaches of creating a BI solution from scratch. Data analysis is easy, starts on day one, and provides a flexible foundation for further customization.

Unparalleled Performance: DataSelf reports render data in under 10 seconds, no matter how much data is involved.

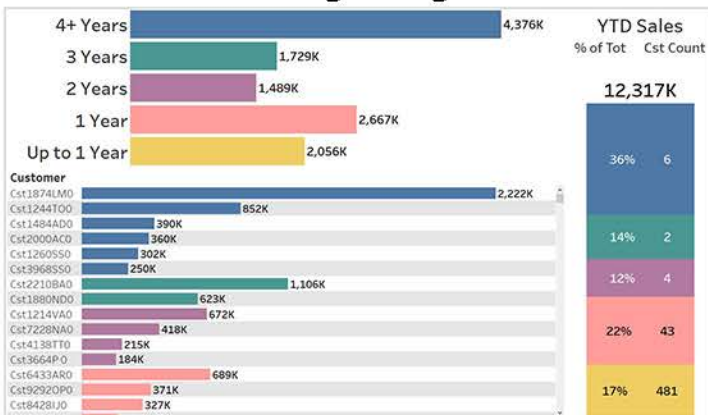
5,000+ Reports, Dashboards, and KPIs ready to go on day one, ready to customize

360-degree View of the Business



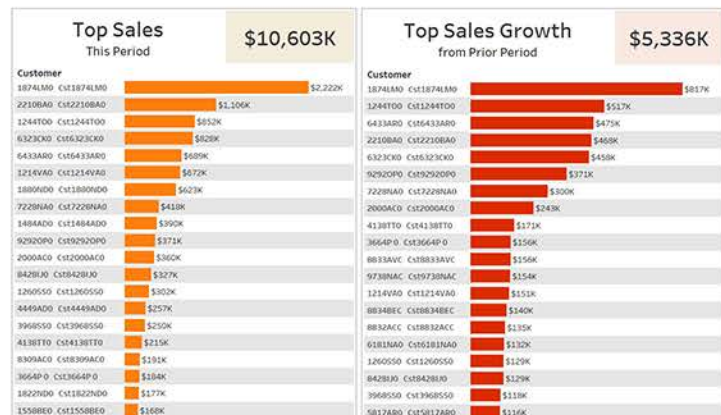
Give each of your decision-makers their own 360-degree view dashboard. They'll be able to easily access key performance indicators across all data silos and drill down as needed. This example shows a C-level dashboard gathering data from the ERP, CRM, Google Analytics, Payroll, and Excel.

Loyalty



See customer loyalty and allow drill-down into products driving the trends. This example shows loyalty friction in years 2 and 3 for a department that was focusing commissions on customer acquisition. After adjusting commissions, their long-term loyalty went up.

Who's Hot



See customers with top sales and growth during this period. Users can easily change the period (e.g., Year or YTD, Month, Week, Last 30 Days) and measure using drop-down lists. There are similar reports by product and region, as well as top decline and no sales from prior period.