



Financial Analytics with DataSelf and Tableau

Presenter: Joni Girardi, DataSelf Founder & CEO

Agenda

- **A CFO Dashboard**
- **Balance Sheet and P&L**
 - Company consolidation**
 - Intercompany transactions**
 - Multi-currency**
- **Budgeting, What-If, Forecast**
- **Financial analytics**
- **Total cost of ownership**
- **Q&A**

Welcome!

It's a great time to embrace BI



BI Cost Will Spook You

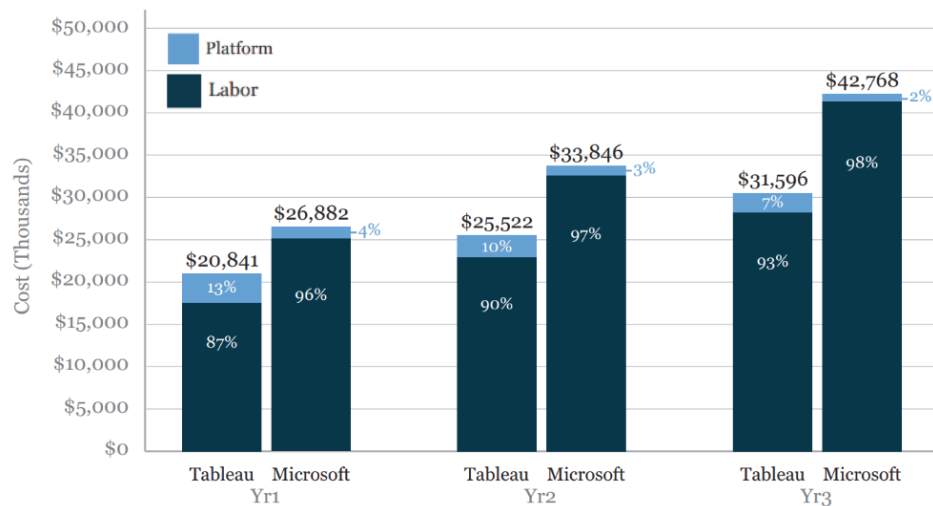
Up to 35 times higher than software costs

Learn more

Main culprits of high total cost of ownership (TCO):

- **Poorly selected BI software**
- **Lack of BI expertise**

BI TCO in 3 years



For every **\$1** invested in BI software, the labor required was:

- **\$9** with Tableau
- **\$35** with Power BI

BI TCO in 3 years

3-Year Total Cost of Ownership

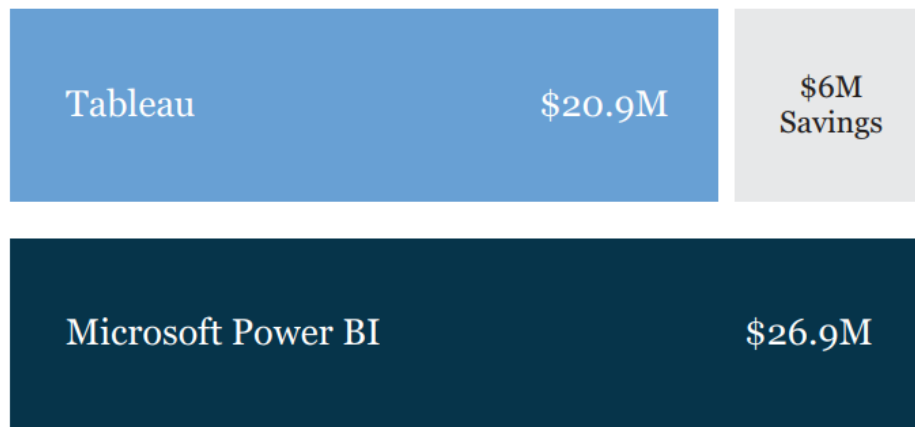
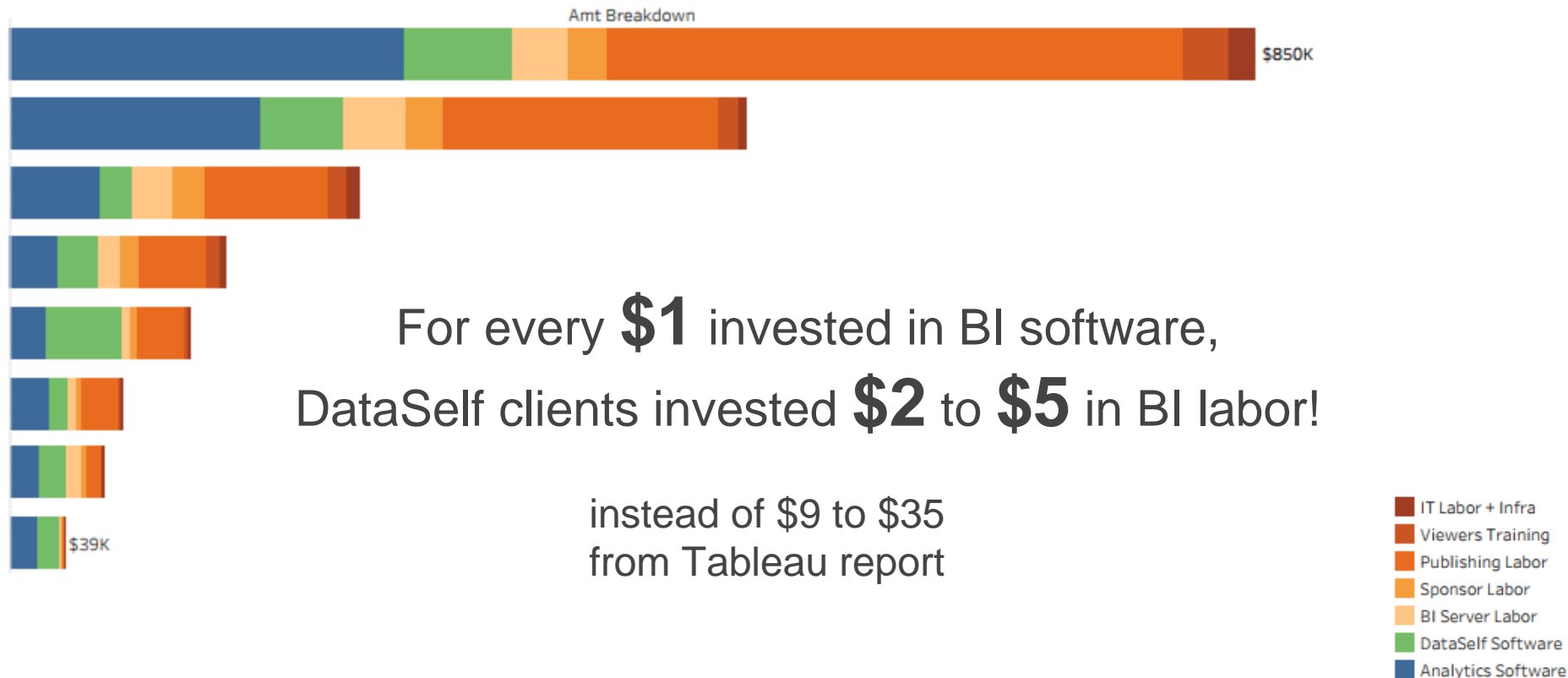


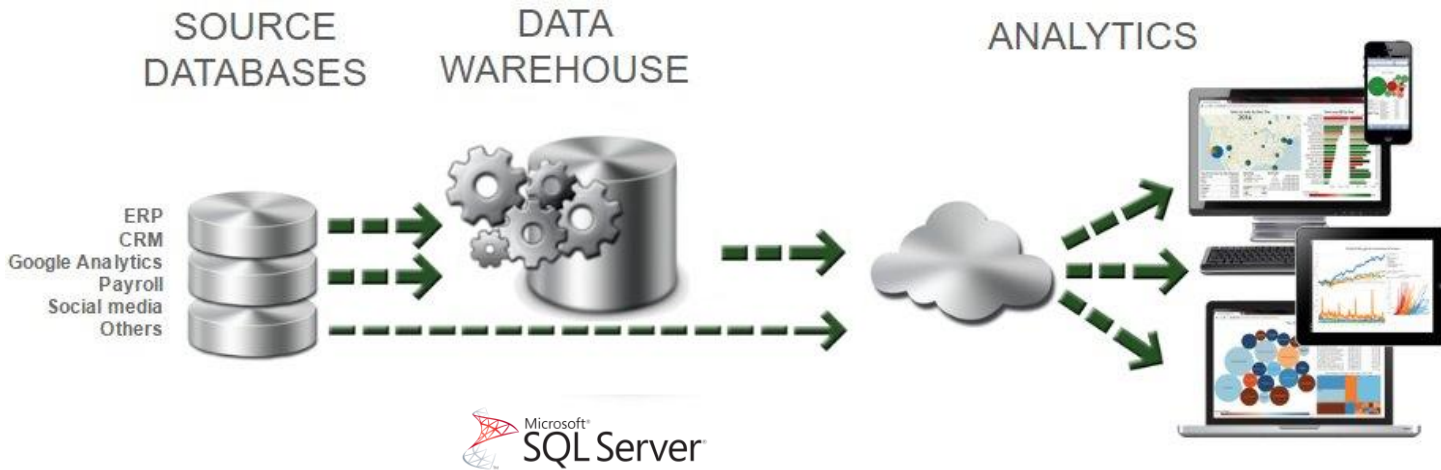
Tableau has 29% lower TCO than Microsoft Power BI

DataSelf TCO in 3 years

(each row represents a DataSelf client that answered our survey)



DataSelf Analytics



5,000+

reports, dashboards & KPI's



DataSelf Analytics popular links:

- Demo page: www.dataself.com/demo/
- List of 5,000+ reports, dashboards and KPIs: www.dataself.com/templates/
- Total cost of BI will spook you: <https://dataself.com/cost-bi-will-spook/>
- CFO dashboard (9-min video): www.youtube.com/watch?v=0OaKxtJNnJo
- Financial Analytics (54-min video): <https://youtu.be/kSGLqOKIfFM>
- Power BI versus Tableau (video list): <https://www.youtube.com/playlist?list=PLaBXHxGryzNOBGtna4GfFa3jTZR2IEmcK>
- Telling your story in seconds - part 1: <https://dataself.com/using-dashboard-reports-to-tell-data-story/>
- Data visualization 101 (video list): <https://www.youtube.com/playlist?list=PLaBXHxGryzNPY1iwVxyokXDcdouqMqIT5>
- Alerts (6-min video): www.youtube.com/watch?v=oda45lgFb98



Thank you!

Joni Girardi, DataSelf Corp. Founder & CEO

(408) 674.8003 jgirardi@dataself.com

www.dataself.com