



DataSelf

INFORMED DECISIONS

Fast-Tracking Business Intelligence

BEFORE	DataSelf Analytics BI-BASED REPORTING	AFTER
Limited KPI Visibility	POWER + EASE + SPEED	360-Degree Business View
Conflicting Data		Single Version of the Truth
Laborious Reports		Automated & Streamlined
Slow-Running Reports		Insights in Seconds
Data Silos		Data Consolidation
Limited Drill-Down		Infinite Drill-Down
Hunting for Answers		Natural Language Query
What to Measure?		Largest Analytics Library
	<div style="display: flex; justify-content: space-around;"> <div style="text-align: center;"> <p>DATA WAREHOUSING</p>  <p>Microsoft SQL Server</p> </div> <div style="text-align: center;"> <p>TOP ANALYTICS TOOLS</p>  <p>Power BI</p> <p>Excel</p> </div> <div style="text-align: center;"> <p>LARGEST KPI LIBRARY</p> <p>8,000+ preconfigured reports & dashboards</p> </div> </div>	

Report & Dashboard Templates for ERP, CRM, and other systems

Fast Deployment



Too much data, too little insight?

DataSelf uses a unique combination of data optimization, BI tools, and a **library of analytics for superior business insight.**

A 'single version of the truth' enables management and executives to make the **most informed business decisions.**

POWER via Auto-Configuration & Data Optimization

The core component is **DataSelf ETL+**, the most advanced data optimization and data warehousing technology on the market. It simplifies and expedites the report design and production process for all your business apps – individually and blended.

EASE-OF-USE via Top Analytical Tools

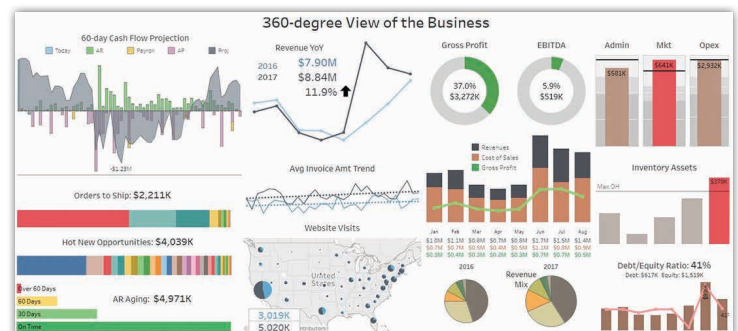
DataSelf works with the top BI Technologies: **Tableau, Microsoft Power BI, and Microsoft Excel** to enable infinite drill-down and slice-and-dice.

Additionally, DataSelf includes a natural language query interface ('NLQ') – a Google-like search that lets users specify selection criteria using plain English.

SPEED via Library of Analytics for ERP, CRM, and Ecommerce

DataSelf includes the **largest library of analytical reports, dashboards, and KPIs** in the BI market.

From year-over-year sales variances and predicting potential inventory shortages, to forecasting future cash-flow; **reports run in less than 10 seconds** making it easier and faster to get to the bottom line.



**BI-based Reporting is up-and-running in under a day
and affordably priced for companies of all sizes.**

DataSelf Corp.

DataSelf.com | +1 (888) 910-9802 | Sales@DataSelf.com

Copyright © 2024 DataSelf Corporation. All rights reserved. DataSelf is a trademark of DataSelf Corp. All other marks and images belong to their respective owners.