



# DataSelf

## INFORMED DECISIONS


## DataSelf Analytics Plus: Next-gen Data Warehousing and BI with AI

DataSelf Analytics Plus™ empowers organizations with a uniquely powerful decision support system that supercharges a data-driven culture:

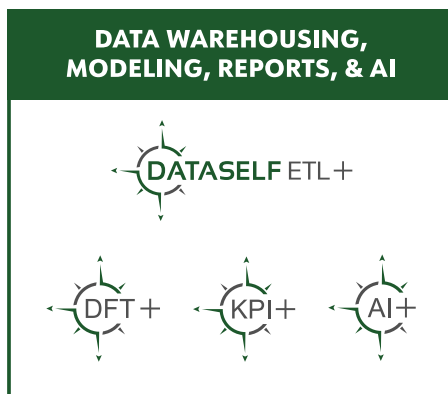
- Simplify and expedites the information retrieval process
- Cleans & optimizes business data
- Automates data modeling for analytical integrity
- Provides libraries of report & dashboard templates
- AI-assisted Insights

### ALL DATA SOURCES

Such as



And more



### DATA PLATFORM & VISUALIZATION



And more










### ACTIONABLE INSIGHTS



[Click here to learn more](#)

# DataSelf Analytics vs Other Reporting Options

Built for speed, scale and intelligence - so you can turn Sage data into insights in hours, not months.

Feature	Mid-market Reporting & BI		Enterprise Reporting & BI	
	 Sage Native Reporting	Other Publishers	Do It Yourself	 DataSelf Analytics+
User Interface	Proprietary	Proprietary	 Power BI  + a b l e a u	 Power BI  + a b l e a u  x
Pre-Built KPI Templates	Limited	Minimal / None	None	8,000+
Customizing Reports	Time-consuming	Time-consuming	Complex Back-end	Easy
AI-Assisted Insights	ERP Focused	None / Limited	Yes	Yes
Data Warehousing	No	None / Limited	Custom Built	Pre-built & Customizable
Data Source Integration	No	Limited	200+ Connectors	430+ Connectors
Performance	Potentially Slow	Potentially Slow	Potentially Slow	Fast
Data Consolidation	Complex	None / Limited	Complex	Automated (DFT+ Modeling)
Single Version of the Truth	ERP Focused	None / Limited	Medium Complexity	Automated (SPOT / DW)
Data Model Stability	Tied to ERP	Fragile	High Maintenance	Stable (Decoupled DW)
Setup Time	Instant	Days to Weeks	Months to Years	Hours to Days
ROI	Free License	Low	Medium	High

Connector counts and capabilities vary by vendor and configuration.

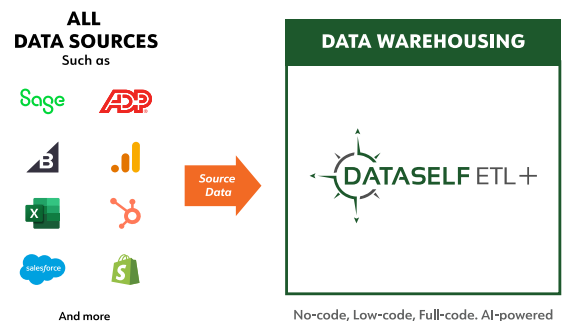
## Optimize Your Data with ETL+

Reporting and analytics depend on detailed, reliable data – but raw transactional data is rarely ready for decision-making.

DataSelf ETL+ with AI extracts, transforms, and loads data from multiple systems, cleansing, enriching, and unifying it into a high-performance, secure SQL Server data warehouse.

**The result:** trusted metrics, a single version of the truth, unlimited drill-down, and automated reporting in seconds.

[Click here to learn more](#)



# Automated Data Modeling with DFT+

Data modeling is critical – but often painful. Business rules are frequently recreated in every report, making a true single version of the truth difficult to maintain.

**DataSelf DFT+ (Dimension, Fact, & Time) automates modeling with AI**, centralizing business logic into governed Single Points of Truth (SPOTs) – such as a unified customer definition across ERP, CRM, and more. Built on **star and galaxy schemas**, DFT+ enables scalable, multi-source models with consistent metrics and faster development.

**The result:** consistent metrics, faster development, and a true, automated single version of the truth.

[Click here to learn more](#)

# 8,000+ Metric Templates with KPI+

Data visualization tools (like **Power BI, Excel, and Tableau**) rely heavily on experts – not just to create reports, but to maintain data pipelines, models, governance, and logic.

**DataSelf KPI+, powered by DFT+ and AI, removes this burden.** With 8,000+ pre-configured report and dashboard templates built on governed models, you get best-practice analytics ready to use and easy to customize.

**The result:** faster insights and reduced maintenance – with trends, projections, comparative analysis, and cross-departmental analytics, all powered with infinite drill-down.

[Click here to learn more](#)

# Expedite Insights with AI+


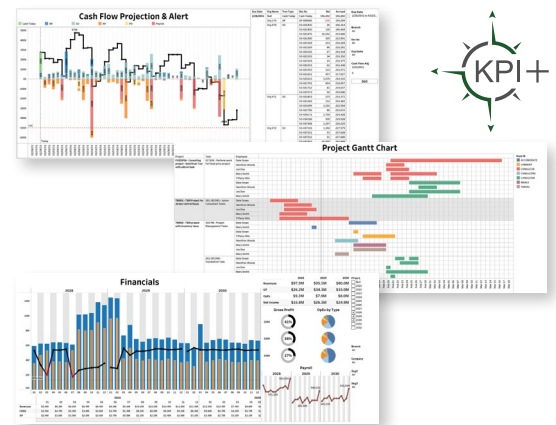
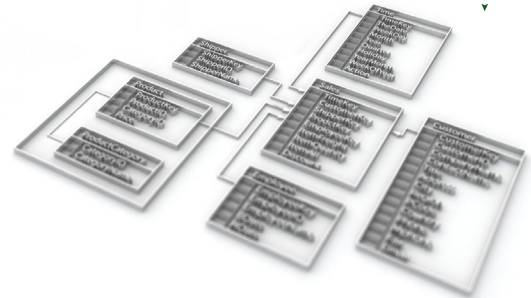
How easy is it for you to extract, model, and govern your data – and then design the reports you need?

**DataSelf AI+ accelerates every step from data to insight:**

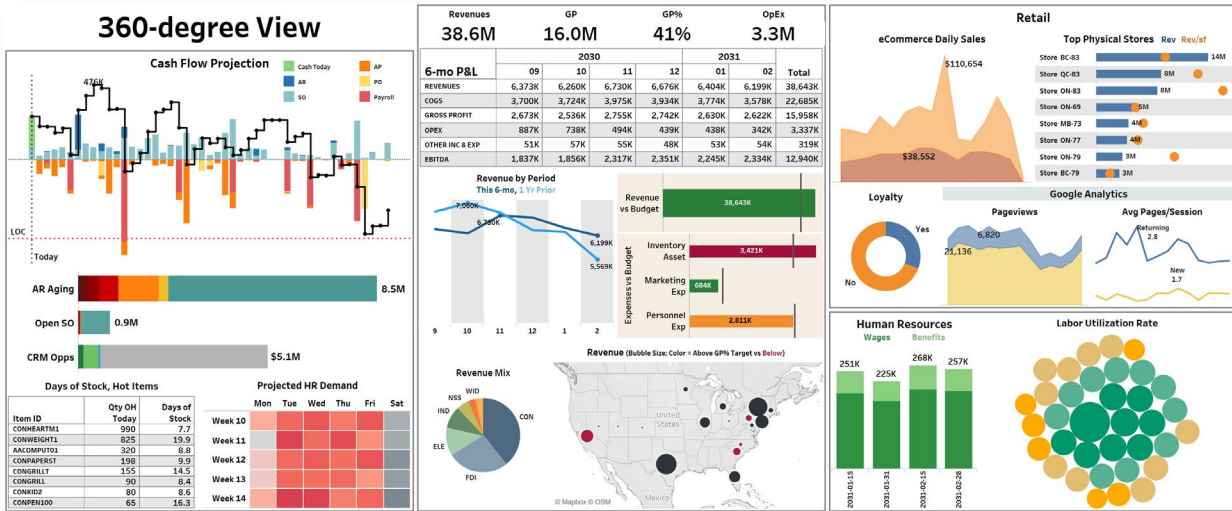
- For analysts: AI-assisted modeling and governance
- For executives: AI-assisted KPI creation
- For business users: conversational AI for data exploration

**The result:** faster insights, stronger governance, and more confident decision-making.

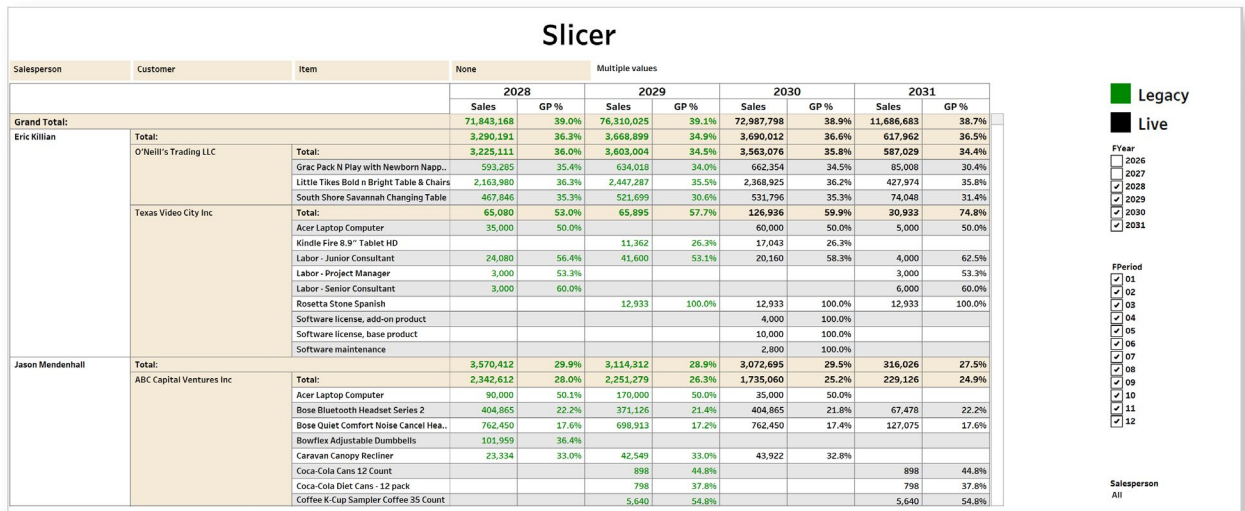
[Click here to learn more](#)



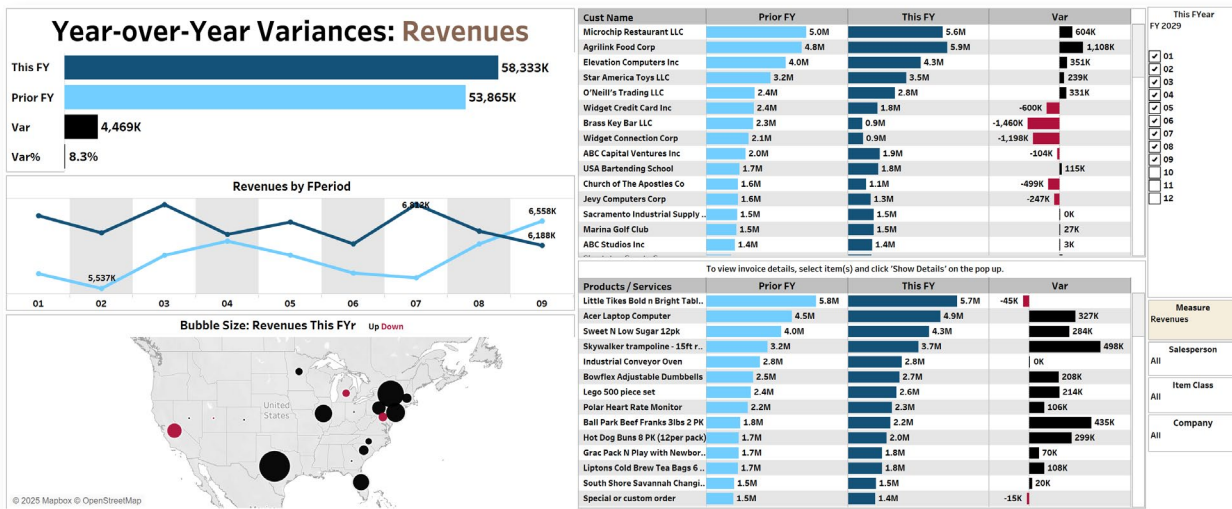
# Samples from KPI+ (8,000+ templates) [Click here to learn more](#)



Give executives all they need – at a glance.



Leverage infinite slice-and-dice & drill-down.



Detect variance anomalies across your data.